

TEAM: **BATTERS** SOLD SEPARATELY

AGE: **2** DATE: **28/6/12**

First Name	Surname	First Innings					Total
1	David Trekey	1/2	1/2	1			2
2	Pragny Swainson						0
3	Kevin Sander	1/2					1/2
4	Calum Jubber	1					1
5	Dennis Druzas	1	1/2	1/2			2
6	Leandro Sparrow			1			1
7	David Cantwell						0
8	Thomas Swainson	1/2	1				1 1/2
9							
10							

Second Innings						Total
1			1/2	1/2		1
2						0
3	1	1	1/2	1/2		3
4						0
5			1/2	1/2	1/2	1 1/2
6						0
7	1		1	1/2		2 1/2
8						0
9						
10						

No balls:
 10 for 100 balls for 100 runs
 10 for 100 balls for 100 runs
 10 for 100 balls for 100 runs

Runs	Wickets	Over	Rate	Score
2	2	2.5	2.5	5
5.5	6	6.5	7	38

Boundary count: 8
 Innings Score: 9

Runs	Wickets	Over	Rate	Score
2	2	2.5	2.5	5
5.5	6	6.5	7	38

Boundary count: 8
 Innings Score: 13 1/2

Total Score: **17 1/2** Result: **WIN** 100% DRAW

TEAM: **MAGIC ROUNDER BAT**

First Name	Surname	First Innings					Total
1	Peter Long	1/2					1/2
2	Adam Rankin	1/2	1/2				1
3	Mark Hancock						0
4	Chris Orr						0
5	Greg Gray						0
6	Lucy Saunders						0
7	Nova Warren						0
8	Derrick Temple						0
9	Sue Jones	1/2					1/2
10	David Burn	1/2					0

Second Innings						Total
1						0
2	1/2	1				1 1/2
3	1/2	1/2				1
4						0
5						0
6						1/2
7	1/2	1/2	1/2			1 1/2
8	1/2	1				1 1/2
9						0
10	1/2	1/2	1			2

No balls:
 10 for 100 balls for 100 runs
 10 for 100 balls for 100 runs
 10 for 100 balls for 100 runs



Runs	Wickets	Over	Rate	Score
2	2	2.5	2.5	5
5.5	6	6.5	7	38



Boundary count: 2
 Innings Score: 4

Runs	Wickets	Over	Rate	Score
2	2	2.5	2.5	5
5.5	6	6.5	7	38

Boundary count: 10 1/2
 Innings Score: 11 1/2

Total Score: **15 1/2** Result: **WIN** **LOSS** DRAW

Captain's Signature:  

Opponent's Signature:  

NOTE: Once all parties have signed this form as correct, no further correspondence can be entered into regarding the result.