

# Harwell Summer Rounders Club - Scoresheet 2017

21/11/17 Gary v Ed Mat 15

Team: **I'D HIT THAT**

Pitch: **1**

Date: **25.5.2017**

First Name	Surname	First Innings										Total	
1	STEVE	WALKER	0	0	0	1	0	X					1
2	SOYA	ROBBINS	1/2	0	X							1/2	
3	RICH	RICKERTON	X									0	
4	CLIFFHAM	COYLE	1/2	0	1/2	1/2	0	0				1 1/2	
5	MATTY	DARLEY	1	1/2	0	1	X					2 1/2	
6	DOMINIQUE	ANDERSON	X									0	
7	WANDA	ARMASTRONG	X									0	
8	LAURA	ZWISLOCKI	1	0	0	0	0	X				1 1/2	
9	ELLIOT	RYCE	X									0	
10	STEPHEN	BOAG	X									0	

Second Innings										Total	
1	0	0	1	0	1						2
2	0	1/2	0	0	0						1/2
3	0	1	0	X							1
4	X										0
5	1	1	X								2
6	X										0
7	0	1	X								1
8	0	0	0	1	0						1
9	0	X									0
10	1/2	1/2	0	1/2	1						2 1/2

No balls:  
 5 balls through the boundary and -  
 1 ball total boundary and  
 1 ball total boundary and 1 ball total  
 and 1 ball total boundary and 1 ball total

Runs scored										6
0	1	0.5	0.5	0.5	1	1	2	1.5	1.5	
2	2	2.5	2.5	3	3	3.5	4	4.5	5	
5.5	6	6.5	7	7.5	8	8.5	9	9.5	10	
Innings Score:										6

Runs scored										10
0	1	0.5	0.5	0.5	1	1	2	1.5	1.5	
2	2	2.5	2.5	3	3	3.5	4	4.5	5	
5.5	6	6.5	7	7.5	8	8.5	9	9.5	10	
Innings Score:										11

Total Score: **17** Result: Win  Lose  Draw

Team: **SILLIT BANG (BAT FIRST)**

First Name	Surname	First Innings										Total
1	CARLY	LEWIS	0	0	0	0	0					0
2	JOLYON	TIAMASH	1	0	X							1
	MIKE	SELLERS										
3	AMABEL	BOMBEY	0	0	1/2	0	1/2					1
4	CHARLIE	EVANS	0	0	1/2	0						1/2
5	JAMIE	NYGAARD	X									0
6	ANDREA	CORNELL	0	X								0
7	DAVID	VONSHEN	1	1/2	1	1/2						3
8	TIM	STEVENS	1/2	0	0	0						1/2
9	LIZ	KIRBY	1/2	0	0	X						1/2
10	MICHAEL	KAYE	1/2	0	0	X						1/2



Second Innings										Total	
1	0	1/2	0	1/2	X						1
2	1	X									1
3	0	0	1/2	0	X						1/2
4	0	0	1/2	0	1/2						1
5	0	1/2	0	0	0						1/2
6	0	0	X								0
7	1	0	1	1/2	1/2	1/2					3 1/2
8	0	1/2	0	0	1/2	X					1
9	0	X									0
10	0										0



No balls:  
 5 balls through the boundary and -  
 1 ball total boundary and  
 1 ball total boundary and 1 ball total  
 and 1 ball total boundary and 1 ball total

Runs scored										7
0	1	0.5	0.5	0.5	1	1	2	1.5	1.5	
2	2	2.5	2.5	3	3	3.5	4	4.5	5	
5.5	6	6.5	7	7.5	8	8.5	9	9.5	10	
Innings Score:										10

Runs scored										3 1/2
0	1	0.5	0.5	0.5	1	1	2	1.5	1.5	
2	2	2.5	2.5	3	3	3.5	4	4.5	5	
5.5	6	6.5	7	7.5	8	8.5	9	9.5	10	
Innings Score:										9

Total Score: **19** Result: Win  Lose  Draw

Captain's Signatures:  

Umpire's Signatures:  

NB. Once all parties have signed this form as correct, no further correspondence can be entered into regarding the result