

Harwell Summer Rounders Club - Scoresheet 2015

Team: TAKE BAT

Pitch: 3

Date: 18 AUG 2015

7
2

First Name	Surname	First Innings										Total
1	KEVIN PHIPPS	1/2	.	.	1							1 1/2
2	SONYA ROBBINS	.										0
3	GARY BURTON	.	1/2	.	.							1 1/2
4	SARAH BEARDSLEY	0
5	MATT BEARDSLEY	1/2										1/2
6	LAUREN SUMMERS											0
7	JAMIE NUTTER	1/2	1	1/2	1/2	.						2 1/2
8	LAURA STREET	.	.	1/2								1/2
9	WAYNE ROBBINS	.	1/2	1/2	.	.	1/2					1 1/2
10	MIKE PHILLIPS	.	1/2	1/2								1

	Second Innings										Total	
1												0
2												0
3	.	1/2	.	.	.	1/2	.					1
4	.	.	.	1/2	1/2	.						1
5												0
6												0
7	.											0
8	1/2					1/2
9	1	.	.	.								1
10	1/2											1/2

No balls:
Strike through box for each no ball -
Add total score to end box
Additional no balls incur penalty of 1/2 rounder each

Rounders scored:										8
0	0	0.5	0.5	0.5	1	1	1	1.5	1.5	1
2	2	2.5	2.5	3	3	3.5	4	4.5	5	1
5.5	6	6.5	7	7.5	8	8.5	9	9.5	10	
Innings Score:										9

Rounders scored:										4
0	0	0.5	0.5	0.5	1	1	1	1.5	1.5	1/2
2	2	2.5	2.5	3	3	3.5	4	4.5	5	1/2
5.5	6	6.5	7	7.5	8	8.5	9	9.5	10	
Innings Score:										4 1/2

Total Score: 13 1/2 Result: Win Lose Draw

Team: NUTTY NUKES toss - bat

First Name	Surname	First Innings										Total
1	JUSTIN SMITH	1/2	.	1/2	.							1
2	PETE BEOWELL	.	1/2	1/2
3	LAUREN CHESSUM	0
4	JAMES CLEAK	1/2	1/2	.								1
5	JON SHERWOOD	.	.	.	1/2							1/2
6	EMMA MARCZTLO	.										0
7	JOE WELLINGS	.	1/2	1/2	1/2							1 1/2
8	GEMMA CODNER	.	.									0
9	SHEILA HOLMES											0
10	TAIN BROWN	.	1/2	1/2	1/2	.						1 1/2

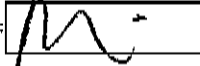

	Second Innings										Total	
1	1/2	.	1	.	1/2	1	1	.				4
2	.	1/2	1/2	1/2	1/2	.	1					3
3												0
4	.											0
5	.	.	1/2					1/2
6	.	.	1/2	.	.	.	1/2					1
7	1/2	1/2	.	.	.	1						2
8	.											0
9	.											0
10	.	.	.									0


No balls:
Strike through box for each no ball -
Add total score to end box
Additional no balls incur penalty of 1/2 rounder each

Rounders scored:										6
0	0	0.5	0.5	0.5	1	1	1	1.5	1.5	0
2	2	2.5	2.5	3	3	3.5	4	4.5	5	0
5.5	6	6.5	7	7.5	8	8.5	9	9.5	10	
Innings Score:										6

Rounders scored:										10 1/2
0	0	0.5	0.5	0.5	1	1	1	1.5	1.5	0
2	2	2.5	2.5	3	3	3.5	4	4.5	5	0
5.5	6	6.5	7	7.5	8	8.5	9	9.5	10	
Innings Score:										

Total Score: 16 1/2 Result: Win Lose Draw

Captain's Signatures:  

Umpire's Signatures: RON SMITH 

NB. Once all parties have signed this form as correct, no further correspondence can be entered into regarding the result.