




# Harwell Summer Rounders Competition 2013

Team: Barmy Army														
	First Name*	Surname*	1st Innings				Total	2nd Innings				Total		
1	Tony	Kershaw	.	.	X	X	2	1	X	X	.	X	3	
2	Sarah	Wilson	.	/	.	/	1.5	2	/	.	/	.	1	
3	Rob	Metcalf	/	/	.	/	2	3	/	.	.	X	1.5	
4	Joe	Moxon	/	/	.	/		4	.	/	.	.	0.5	
5	John	Dawson	X	.	X	.	2	5	/	.	/	.	1	
6	James	Schofield	X	.	.	.	1	6	X	/	.	.	1.5	
7	Diane	Rabbetts	/	/	.	/		7	.	.	.	.	0	
8	Caroline	Gore	.	.	.	.		8	.	/	.	.	0.5	
9	Sue	Tavender	.	.	/	/	1	9	X	/	.	.	1.5	
10	Chris Jonathan	Robey Wylde	/	.	.	.	0.5	10	.	.	.	/	0.5	
No-Balls 			Rounders Scored →				10	No-Balls 			Rounders Scored →			11
			Convert to rounders (carry unused)				1.5				Convert to rounders			1.5
Innings Score:						24	Innings Score:						12.5	
Total Score:							Result:						Winner Loser Draw (delete)	

\*note that the names of any substitutes should be added to the cell of the individual they are replacing.

Team: Fireballs														
	First Name*	Surname*	1st Innings				Total	2nd Innings				Total		
1	Diana	Roberts	.	/	.	/	1.5	1	.	/	/	/	2	
2	Kathryn	Guppy	X	X	.	.	2	2	.	.	X	.	1.5	
3	Mart	Swift	/	/	.	/	1.5	3	/	.	.	.	1	
4	Michelle	Porter	.	/	/	.	2	4	/	/	.	.	1	
5	Mart	Kuckeyn	/	/	.	/	1	5	.	.	.	.	0	
6	Neil	Carr	.	/	/	.	1.5	6	.	X	.	/	1.5	
7	Clare	Cusworth	.	/	/	.	1	7	/	.	.	.	0	
8	Amy	Yang	/	/	.	.	2	8	.	.	.	/	1	
9	Helen	Clark	.	/	.	.	1	9	/	.	.	.	0.5	
10	Glennia	Crocker	.	/	/	.	2	10	/	.	.	.	0	
No-Balls 11			Rounders Scored →				14.5	No-Balls 			Rounders Scored →			8.5
			Convert to rounders (carry unused)				1				Convert to rounders			0.5
Innings Score:						14.5	Innings Score:						9	
Total Score:						23.5	Result:						Winner Loser Draw (delete)	

PLEASE NOTE THAT ONCE ALL PARTIES HAVE SIGNED THIS FORM AS BEING CORRECT THEN NO FURTHER CORRESPONDENCE CAN BE ENTERED IN RE THE RESULT

Captain's Signatures (for correct score & Team are Rec. Soc. members)

Umpire's Signatures (for correct score)

